

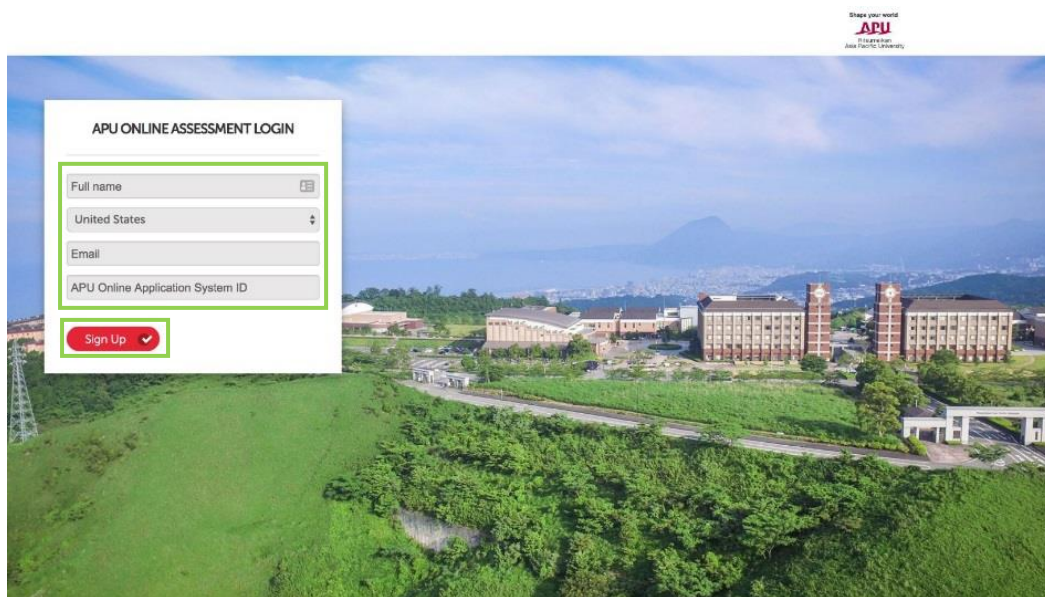
Online Assessment Guidelines for Graduate applicants

An online assessment will be administered for all graduate applicants for 2020 enrollment. Please be sure to read these guidelines before starting the online assessment. You **CANNOT** complete the online assessment using smartphones or tablets. Be sure you use a computer when completing the assessment.

The online assessment is composed of a recorded video interview, the Watson-Glaser Critical Thinking Appraisal III (WGIII) test, and the Core Abilities Assessment (CORE) test. The entire online assessment will last approximately 70 minutes. **Once you start the online assessment, you will not be able to stop halfway through. Please take the online assessment when you are sure you will have enough time to complete it.**

I. Register for the Online Assessment

Visit the registration website and enter your name, nationality, e-mail address, and Online ID number to receive the invitation e-mail to the online assessment.



The image shows a screenshot of the 'APU ONLINE ASSESSMENT LOGIN' form. The form is white with a green border and is overlaid on a background image of the APU campus, which features a large green lawn, a winding path, and several multi-story buildings under a blue sky with mountains in the distance. The form contains the following fields: 'Full name' (text input), 'United States' (dropdown menu), 'Email' (text input), and 'APU Online Application System ID' (text input). Below these fields is a red 'Sign Up' button with a white checkmark icon. In the top right corner of the form, there is a small APU logo with the text 'Shape your world', 'APU', 'Ritsumeikan', and 'Asia Pacific University'.

II. Video Interview

The video interview will be conducted through a platform called HireVue. A link for how to access the video interview will be sent to you by email.

In the video interview, you will be given a number of questions and you will record your answers to them. Each question will have a set time limit for responding. The video interview itself will last approximately 15 minutes. Before starting the official interview, you will be given time to test the quality of your camera and microphone. You will also be able to answer a practice question multiple times. Once you begin the official interview, you will not be able to repeat questions.

1. Check your email for the link to access the video interview



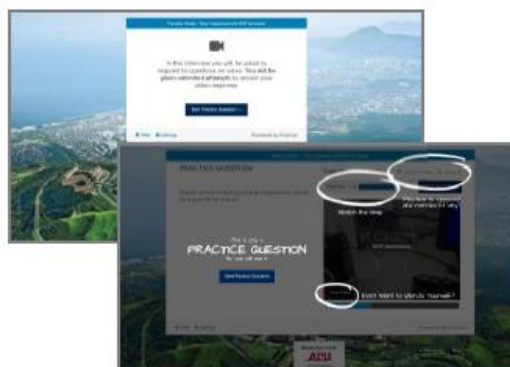
2. Access HireVue



3. Review the Privacy Policy



4. Take a practice question



5. Read the instructions and begin the video interview

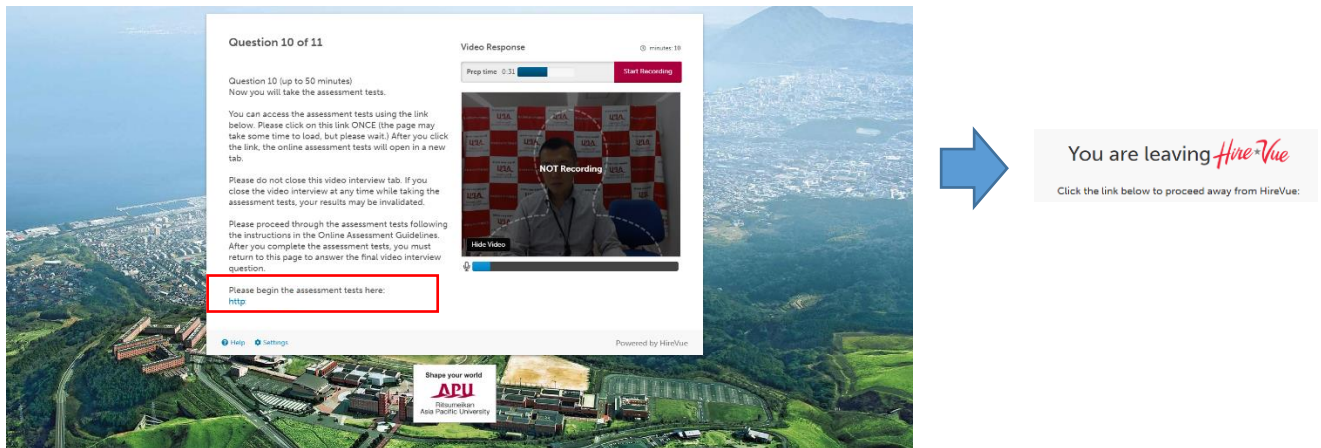


III. WGIII and CORE Assessment Tests

Within the video interview, you will also complete two assessment tests, the **Watson-Glaser Critical Thinking Appraisal III (WGIII)**¹ test and the **Core Abilities Assessment (CORE)**². Together, these tests will take approximately 50 minutes to complete. Please follow instructions **1** through **6** below when taking the assessment tests.

1. One of the questions in the video interview will contain a link to the online assessment tests. Please click on this link **ONCE** (the page may take some time to load, but **please wait**.) After you click the

link, the online assessment tests will open in a new tab. **Please do not close the video interview tab.**



2. Leave the video interview tab open, and proceed through the assessment tests. You will first be asked to enter information about yourself:

- First Name: Please write your first name
- Last Name: Please write your last name
- Email Address: Please write your email address
- Username: **Please write your application number**
- Alternate ID: **Please write your nationality**



Please enter the information below.

*First Name:	<input type="text"/>
*Last Name:	<input type="text"/>
*E-mail Address:	<input type="text"/>
*Username:	<input type="text"/>
Alternate ID:	<input type="text"/>

Please do not enter the above information more than once. Upon clicking Continue, your session will begin and an email will be sent to the email address above for re-entry information in the event your session is disrupted.

3. When you proceed to the next page, you will be prompted to enter the following **Personal Information:**

- Current or Most Recent Job Title: Please write "student," "N/A," or your current job title
- Current or Most Recent Position Type: Please select "Not applicable," or your position type
- Current of Most Recent Industry: Please select "Not applicable," or your industry

- Current or Most Recent Occupation: Please select “Student”, “Not applicable,” or your occupation

Please provide the following information. Items marked with an * are required.

Personal Information

*Required Fields

*Current or Most Recent Job Title

*Current or Most Recent Position Type

*Current or Most Recent Industry

*Current or Most Recent Occupation

4. Next, you will be prompted to enter Voluntary Demographics information. This section is voluntary. Please leave the fields blank or answer as you wish.

Voluntary Demographics

Pearson, Inc., the company that publishes this test, is seeking demographic data from those that take the test as part of continuous improvement efforts for Pearson products. You are under no obligation whatsoever to provide this information - it is completely voluntary. Your responses will be kept confidential and will not affect your score on this test in any way.

I am taking this assessment

Sex

Race/Ethnicity

Age Range (in years)

Years in Current or Most Recent Occupation

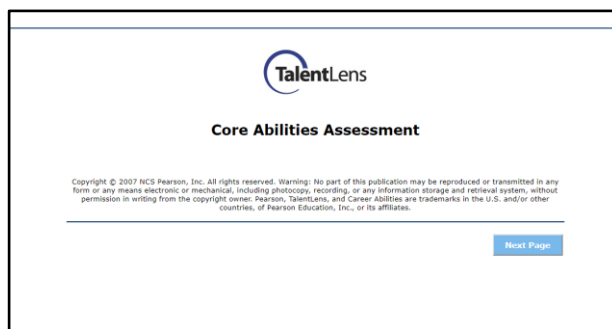
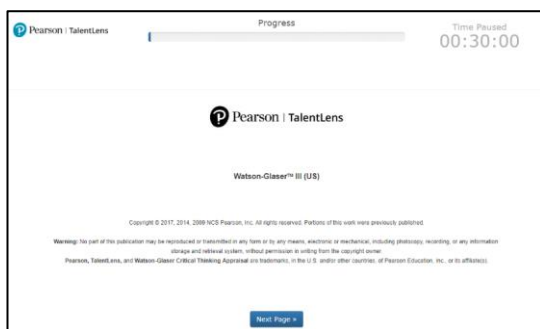
Highest Level of Education Completed

Country

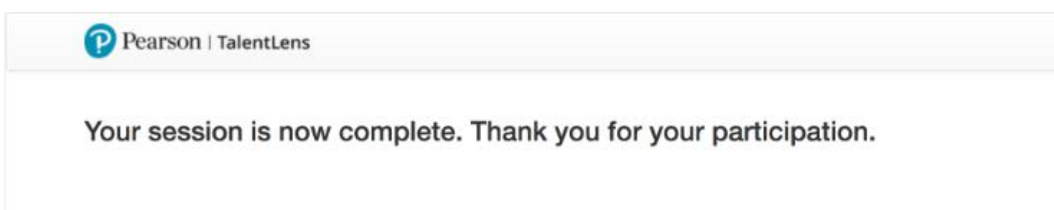
Next Page

(After you submit the Personal Information and Voluntary Demographics page, there may be cases where you are asked to enter this information once again. If you are asked to enter the information twice, please enter the information again and then proceed to the next page.)

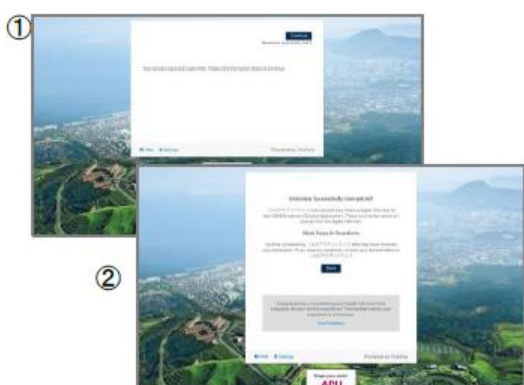
5. Once you proceed to the next page, the assessment tests will begin one after another. First you will take the **WGIII** test, then you will take the **CORE** test. Before starting each test, you will see instructions and a set of example questions.



6. After you complete both assessment tests, please close the assessment test tab and **return to the video interview tab**. Please answer the remaining video interview questions and submit the video interview. After you submit the video interview, you will receive a confirmation email.



Interview Successfully Completed – Submit the video interview



Interview Successfully Completed – Receive the confirmation email



Note: If you close the assessment test tab by mistake during the WGIII or CORE tests, a link will automatically be sent to your email from Pearson Assessments. Please click on this link to resume the assessment test where you stopped.

Important Points:

The online assessment is a very important part of your application to APU. As such, please be sure to follow these points:

- Please complete the online assessment by the **deadline** listed in the email notification. You will not be able to access the online assessment after the deadline.
- You must take the online assessment using a computer with a camera and working microphone. **Do not attempt to take the online assessment using a smartphone or tablet.**

- The online assessment cannot be stopped halfway, so make sure you will have enough time to complete the assessment without interruption.
- Be seated and record the interview with a plain background behind you.
- Check the lighting in the room to ensure that your face is clearly visible in the recording.
- Speak loudly and clearly.
- There is no dress code for the video interview, but dressing neatly and appropriately in a way you are comfortable with will signal to us you that are serious about APU and care about getting accepted.
- **If you open another webpage or browse another website during the online assessment, your results will be invalidated. In addition, you may not use any additional materials during the online assessment.**
- **If anyone other than the applicant takes any portion of the online assessment, the results will be invalidated.**

System Requirements:

The system requirements for using the HireVue video interview platform are as follows:

Operating System

- Windows 7 and above
- Mac OS X 10.9 and above

Web Browser

- Firefox (most recent update)
- Internet Explorer 10 and above
- Safari 7 and above
- Chrome (most recent update)

Please contact the Admissions Office if you have any questions or concerns.

¹Watson-Glaser III Critical Thinking Appraisal (WGIII) - 30 minutes

The Watson-Glaser III Critical Thinking Appraisal (WGIII) measures a person's ability to identify and analyze problems, as well as seek and evaluate relevant information to reach an appropriate and logical conclusion. The assessment reports on three aspects of verbal critical reasoning, specifically the ability to 1) recognize assumptions, 2) evaluate arguments, and 3) draw conclusions, as well as providing an overall measure of critical thinking proficiency.

²Core Abilities Assessment (CORE) - 20 minutes

The Core Abilities Assessment (CORE) consists of verbal, numerical, and abstract reasoning items and measures an individual's capacity to learn concepts and tasks, apply sound reasoning, and draw conclusions from information.

Sample Questions:

https://downloads.pearsonassessments.com/images/assets/caa/example_questions_coreabilities.pdf